

# **Dell EMC Red Hat OpenStack Cloud Solution**

**Errata  
Version 6.0**



**Dell EMC Validated Solutions**

# Contents

---

Trademarks..... 3

Notes, Cautions, and Warnings.....4

Chapter 1: Critical Updates.....5

Chapter 2: Version Lock File Update.....6

    Updating the Firewall Package.....7

    Locating the Version Lock File.....7

    Applying the Version Lock File Fix.....7

Appendix A: References.....9

    To Learn More..... 10

## Trademarks

---

Copyright © 2014-2016 Dell Inc. or its subsidiaries. All rights reserved.

Microsoft® and Windows® are registered trademarks of Microsoft Corporation in the United States and/or other countries.




Red Hat®, Red Hat Enterprise Linux®, and Ceph are trademarks or registered trademarks of Red Hat, Inc., registered in the U.S. and other countries. Linux® is the registered trademark of Linus Torvalds in the U.S. and other countries. Oracle® and Java® are registered trademarks of Oracle Corporation and/or its affiliates.

DISCLAIMER: The OpenStack® Word Mark and OpenStack Logo are either registered trademarks/service marks or trademarks/service marks of the OpenStack Foundation, in the United States and other countries, and are used with the OpenStack Foundation's permission. We are not affiliated with, endorsed or sponsored by the OpenStack Foundation or the OpenStack community.

The Midokura® name and logo, as well as the MidoNet® name and logo, are registered trademarks of Midokura SARL.

## Notes, Cautions, and Warnings

---

-  A **Note** indicates important information that helps you make better use of your system.
-  A **Caution** indicates potential damage to hardware or loss of data if instructions are not followed.
-  A **Warning** indicates a potential for property damage, personal injury, or death.

This document is for informational purposes only and may contain typographical errors and technical inaccuracies. The content is provided as is, without express or implied warranties of any kind.

---

# Chapter 1

---

## Critical Updates

---

Please contact the [Red Hat Customer Support Portal](#) to obtain critical bug fixes for the following products:

- Red Hat Enterprise Linux Server 7
- Red Hat OpenStack Platform
- Red Hat Ceph Storage

---

# Chapter

# 2

---

## Version Lock File Update

---

### Topics:

- [\*Updating the Firewalld Package\*](#)
- [\*Locating the Version Lock File\*](#)
- [\*Applying the Version Lock File Fix\*](#)

This topic describes the fix for installing the Dell EMC Red Hat OpenStack Cloud Solution version 6.0, and updated CDN packages.

## Updating the Firewalld Package

Due to the update of Redhat packages on CDN, the Undercloud installation of Red Hat OpenStack Director will fail with package dependencies that have changed since the initial release of the Dell EMC Red Hat OpenStack Cloud Solution version 6.0. During the installation of the Undercloud, the installation will fail with:

```
--> Running transaction check
---> Package ipset-libs.x86_64 0:6.19-4.el7 will be installed
--> Processing Conflict: firewalld-0.4.3.2-8.el7.noarch conflicts selinux-policy < 3.13.1-89
--> Finished Dependency Resolution
Error: firewalld conflicts with selinux-policy-3.13.1-60.el7_2.7.noarch
```

To address this issue, the firewalld package will need to be added to the list of packages that are version locked prior to installation of the Red Hat OpenStack Director packages. This can be done prior to the deployment of the Director Node or post deployment after the issues have been encountered. The steps to address both are listed below:

- [Locating the Version Lock File](#) on page 7
- [Applying the Version Lock File Fix](#) on page 7

## Locating the Version Lock File

Locate the director\_vm.vlock file as follows:

### For manual installations:

1. Log into the SAH node as the *root* user.
2. Extract the DELL-OSP-6.0.0.tgz file into the */root* directory.
3. Change to the */root* directory, and then extract the dell-mgmt-node.tgz file.

The director\_vm.vlock file is located in the *mgmt* directory that was created.

### For automated installations:

1. Create a */root/JetStream* directory.
2. Copy the automation-JS-6.0.0.tar.gz file there.
3. Extract the automation-JS-6.0.0.tar.gz file.

The director\_vm.vlock file is located in the */root/JetStream/cloud\_repo/data/vlock\_files* directory that was created.

## Applying the Version Lock File Fix

Apply the version lock file fix as follows:

### For pre-deployment of the Director Node:

1. Edit the director\_vm.vlock file with an editor of your choice, and add the following package to the list. It can be placed anywhere within the file:

- firewall-0.3.9-14.el7.\*
2. Save the file.
  3. Depending upon your deployment method, perform the installation as found in the corresponding document:
    - a. **Manual deployments** — [Dell EMC Red Hat OpenStack Cloud Solution Deployment Guide](#)
    - b. **Automated deployments** — [Dell EMC Red Hat OpenStack Cloud Solution Automated Deployment Guide](#)

**For post-deployment:**

1. On the Director Node, edit the versionlock.list file located in the `/etc/yum/pluginconf.d/` directory.
2. Add the package noted above anywhere within the file.
3. Save the file.
4. Re-run the `install-director.sh` script.



---

# Appendix

# A

---

## References

---

### Topics:

- [To Learn More](#)

Additional information can be obtained at <http://www.dell.com/en-us/work/learn/openstack-cloud> or by e-mailing [openstack@dell.com](mailto:openstack@dell.com).

If you need additional services or implementation help, please contact your Dell EMC sales representative.

## To Learn More

For more information on the Dell EMC Red Hat OpenStack Cloud Solution visit <http://www.dell.com/learn/us/en/04/solutions/red-hat-openstack>.

Copyright © 2014-2016 Dell Inc. or its subsidiaries. All rights reserved. Trademarks and trade names may be used in this document to refer to either the entities claiming the marks and names or their products. Specifications are correct at date of publication but are subject to availability or change without notice at any time. Dell EMC and its affiliates cannot be responsible for errors or omissions in typography or photography. Dell EMC's Terms and Conditions of Sales and Service apply and are available on request. Dell EMC service offerings do not affect consumer's statutory rights.

Dell EMC, the DELL EMC logo, the DELL EMC badge, and PowerEdge are trademarks of Dell Inc.